

Budget Vote • Tuesday, May 15, 2018

A Message From the Superintendent

Dear Akron School Community,

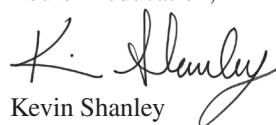
When creating budgets, our goal is to create an educationally sound and fiscally responsible budget. The pages of this newsletter will provide an overview of the proposed budget for the 2018-19 school year. This proposed budget increases programs and services for students while keeping the tax levy increase to .93% which is well under the NYS tax cap. This is the fourth consecutive year that the increase has been kept under 1%.

All schools in the United States are on heightened awareness regarding school safety. The Board of Education has allocated a specific sum of money to be used to enhance school safety throughout the District. The District Safety Committee has met and will continue to meet during the next few months with the goal of making enhanced safety recommendations to the Board.

In this budget, we will provide a social worker for our elementary and middle school students and increase our business teacher position from part-time to full-time, which will provide additional elective/college credit courses for our students.

I want to thank the members of the Akron school community for their continued support. Please review the budget information within this newsletter and feel free to contact me with any questions you may have. I may be reached at 542-5006 or KShanley@akronk12.org.

Yours in education,



Kevin Shanley



Kevin Shanley
*Superintendent
of Schools*

David Penn
President

James Grant
Vice-President

Shannon Cinotti
Deborah Forrestel
Scott Kelkenberg
William Murty

AKRON

CENTRAL SCHOOL DISTRICT

May 2018

B U D G E T I S S U E VOTE

In this issue...

A Message from the Superintendent.....	page 1	Proposed Budget Summary for 2018-2019.....	page 6, 7
Highlights From Our Buildings	page 2	STAR Information.....	page 6
Budget Notice	page 3	Contingent Budget Spending	page 7
NYS Report Card on Fiscal Accountability.....	pages 4, 5	Sample Ballot.....	page 8

www.akronschools.org

Akron Elementary School Highlights and Achievements 2017-18

- Over the past four years Akron Elementary has improved its Elementary School ranking in *Business First* by 65 spots for both public and private schools.
- Students are able to participate in a variety of afterschool enrichment programs including Science Nature Ed-Ventures, Culture Kids (a foreign language program for Spanish), Girls on the Run, Athletic Intramurals for grades 4 and 5, and Lego Builder's Club. More than 425 students registered to participate in at least one of these programs.
- Akron Elementary is partnering with the Akron-Newstead Rotary for the "Blessings in a Backpack" program. Through this program, participating students are provided with non-perishable food to take home every Friday. Additionally, backpacks are supplemented with dental supplies on a monthly basis.
- Akron Elementary students work very hard on their character building traits throughout the year, eager to become "bucket fillers" not "bucket dippers." Each time the students fill up the huge Character Bucket with "note-worthy" behavior, they are provided with a school-wide reward celebrating GREAT CHARACTER. So far, they have earned a movie showing and a well-received game of BINGO!
- Participation in Service Learning opportunities continue and include our annual Canned Food Drive that generated over 1,900 donated items to support the Akron-Newstead Food Pantry as well as "Operation Toothbrush" where over 2,000 toiletry items were donated and will benefit local families. Grade 2 and Grade 3 made the trip to The Cloisters, bringing holiday cheer to that neighborhood and the annual Jump Rope for Heart Campaign for the American Heart Association netted \$1,000 for the cause while encouraging fitness. Still to come is the 3rd Annual Linda Kwasniak Fun Run in May which will focus on awareness of ALS, also known as Lou Gehrig's disease.

Akron Middle School Highlights and Achievements 2017-18

- Akron Middle School is ranked 14th out of 151 public Middle Schools in Western New York according to *Business First*!
- 8th grade Creative Design and Engineering students traveled to the City of Buffalo in October to take guided tours through Frank Lloyd Wright's Darwin Martin House and Buffalo City Hall. While traveling by bus, they observed other Buffalo architectural gems including the Guaranty Building, Albright-Knox Art Gallery, Richardson Olmstead Complex and the Electric Tower, among others. Funding for this field trip was provided by the NYS Connect Kids to Parks grant program.
- Celebrating "Music in Our Schools Month," the Music Department presented Disney's *The Little Mermaid* musical for the first time at ACS and hosted large audiences for the annual "Music & Munchies" orchestra concert and "Movie Magic" Cabaret Concerts. Plus, ACS hosted the NYSSMA Festival for the seventh year, several students were chosen for All-County ensembles and many middle school students were selected to travel with the high school Tiger Marching Band to Orlando, Florida, to perform at the Walt Disney World Resort.
- The skimmer car competition among 8th grade Creative Design and Engineering students challenges them to design aerodynamic cabins with Auto CADD Inventor, then 3D printing and testing their prototypes. The winner of the featured \$100 prize donation to the winner's charity of choice, compliments of Brian and Jayne Perry, chose to donate her reward to an elementary student within our district battling cancer.
- Using STEM skills (Science, Technology, Engineering and Math) to build their vessels, student teams participating in the cardboard boat race were pitted against each other for timed races, down and back the length of the school pool. The entertaining event is a favorite for builders, paddlers and spectators!



Akron High School Highlights and Achievements 2017-18

- Akron High School is recognized by the New York State Education Department as one of six schools in all of Western New York designated a Rewards School. This honor recognizes a school which has achieved at high levels overall and in sub-populations, such as minority students and those with special needs.
- Akron High School was honored as one of the top 500 high schools in the nation by *Newsweek* and *US News & World Report*. The distinction recognizes outstanding achievement in ELA and Math, AP exams, and college readiness for all students, particularly when socio-economic factors are considered.
- A first time win for Section VI, Akron is the recipient of the 2017 NYSPHSAA Community Service Challenge! This State award encourages students to get involved in their local community and beyond. The Akron Varsity Softball Team launched the Just DONate It! Campaign to collect used softball equipment, as well as school supplies, to be shipped to Buffalo's sister city, Bani, of the Dominican Republic. The team traveled to the underprivileged community to help build a girls softball league. The service project continued in 2018 with Just Build It! – a project that helped to build a two-classroom addition to a school and nutrition center.
- Seven Akron students attending BOCES Career and Technical Education (CTE) programs were recognized for their outstanding achievements with seven students inducted into the National Technical Honor Society and one student placing 8th in the National Skills Competition, the highest placement ever for an Akron student.
- Since the Spring 2017 sport season, two teams and three individuals have earned trips to the NYSPHSAA State Championships! Additionally, seven seniors were All-WNY Scholar Athlete Winners with thirty more senior teammates were given Honorable Mention.



Akron Central School District Budget Notice

OVERALL BUDGET PROPOSAL	Budget Adopted for the 2017-18 School Year	Budget Proposed for the 2018-19 School Year	Contingency Budget for the 2018-19 School Year*
Total Budgeted Amount, Not Including Separate Propositions	\$ 30,930,738	\$ 31,613,103	\$ 31,300,414
Increase/Decrease for the 2018-19 School Year		\$ 682,365	\$ 369,676
Percentage Increase/Decrease in Proposed Budget		2.21 %	1.20 %
Change in the Consumer Price Index		2.13 %	
A. Proposed Levy to Support the Total Budgeted Amount	\$ 9,690,000	\$ 9,779,800	
B. Levy to Support Library Debt, if Applicable	0	0	
C. Levy for Non-Excludable Propositions, if Applicable **	0	0	
D. Total Tax Cap Reserve Amount Used to Reduce Current Year Levy	0	0	
E. Total Proposed School Year Tax Levy (A + B + C - D)	\$ 9,690,000	\$ 9,779,800	\$ 9,690,000
F. Total Permissible Exclusions	\$ 317,891	\$ 188,974	
G. School Tax Levy Limit, Excluding Levy for Permissible Exclusions	\$ 9,374,309	\$ 9,635,913	
H. Total Proposed School Year Tax Levy, Excluding Levy to Support Library Debt and/or Permissible Exclusions (E - B - F + D)	\$ 9,372,109	\$ 9,590,826	
I. Difference: G - H (Negative Value Requires 60.0% Voter Approval - See Note Below Regarding Separate Propositions) **	\$ 2,200	\$ 45,087	
Administrative Component	\$ 3,112,493	\$ 3,331,029	\$ 3,191,090
Program Component	\$ 20,983,523	\$ 21,545,899	\$ 21,507,749
Capital Component	\$ 6,834,722	\$ 6,736,175	\$ 6,601,575

* Provide a statement of assumptions made in projecting a contingency budget for the 2018-19 school year, should the proposed budget be defeated pursuant to Section 2023 of the Education Law.

A contingent budget for 2018-19 is anticipated to result in a decrease of \$87,950 in contingent equipment expenditures. Other non-contingent expenditure lines that total \$224,739 will also be reduced if necessary. Final contingent budget decision will be made by the Board of Education in late May if required. Please also note that a contingent budget would require the district to charge for the use of their facilities.

**List Separate Propositions that are not included in the Total Budgeted Amount: (Tax Levy associated with educational or transportation services propositions are not eligible for exclusion and may affect voter approval requirements)

Description	Amount

Under the Budget Proposed for the 2018-19 School Year

Estimated Basic STAR Exemption Savings¹

\$485

The annual budget vote for the fiscal year 2018-19 by the qualified voters of the Akron Central School District, Erie County, New York, will be held at the High School Gymnasium #3 (orange gym) in said district on Tuesday, May 15, 2018 between the hours of 12:00 noon and 9:00pm, prevailing time in the Akron Central School District, at which time the polls will be opened to vote by voting ballot.

¹ The basic school tax relief (STAR) exemption is authorized by section 425 of the Real Property Tax Law.

Fiscal Accountability Summary (2016-17)

Information About Expenditure Ratios (2015 - 16)

(Data are lagged a year.)

Commissioner's Regulations require that certain expenditure ratios for general-education and special-education students be reported and compared with ratios for similar districts and all public schools. The required ratios for this district are reported below.

The numbers used to compute the statistics on this page were collected on the State Aid Form A, the State Aid Form F, the School District Annual Financial Report (ST-3), and from the Student Information Repository System (SIRS).

This School District	General Education	Special Education
Instructional Expenditures	\$12,727,261	\$5,213,162
Pupils	1,383	195
Expenditures Per Pupil	\$9,203	\$26,734
Similar District Group Average Need/Resource Capacity	General Education	Special Education
Instructional Expenditures	\$8,395,886,432	\$3,487,990,842
Pupils	747,643	110,460
Expenditures Per Pupil	\$11,230	\$31,577
All School Districts	General Education	Special Education
Instructional Expenditures	\$33,423,609,457	\$14,485,942,729
Pupils	2,649,519	460,996
Expenditures Per Pupil	\$12,615	\$31,423

Instructional Expenditures for General Education are K-12 expenditures for classroom instruction (excluding Special Education) plus a proration of building level administrative and instructional support expenditures. These expenditures include amounts for instruction of students with disabilities in a general-education setting. District expenditures, such as transportation, debt service and district-wide administration are not included.

The pupil count for General Education is K-12 average daily membership plus K-12 pupils for whom the district pays tuition to another school district. This number represents all pupils, including those classified as having disabilities and those not classified, excluding only students with disabilities placed out of district. Pupils resident in the district but attending a charter school are included. For districts in which a county jail is located, this number includes incarcerated youth to whom the district must provide an education program.

Instructional Expenditures for Special Education are K-12 expenditures for students with disabilities (including summer special education expenditures) plus a proration of building level administrative and instructional support expenditures. District expenditures, such as transportation, debt service and district-wide administration are not included.

The pupil count for Special Education is a count of K-12 students with disabilities for the school year plus students for whom the district receives tuition from another district plus students for whom the district pays tuition to another district. Students attending the State schools at Rome and Batavia, private placements and out-of-state placements are included.

Instructional Expenditures Per Pupil is the simple arithmetic ratio of Instructional Expenditures to Pupils. The total cost of instruction for students with disabilities may include both general- and special-education expenditures. Special-education services provided in the general-education classroom may benefit students not classified as having disabilities.

Total Expenditures Per Pupil

This School District	Similar District Group	NY State
\$18,940	\$21,790	\$23,361

Total Expenditures Per Pupil is the simple arithmetic ratio of Total Expenditures to Pupils. Total Expenditures include district expenditures for classroom instruction, as well as expenditures for transportation, debt service, community service and district-wide administration that are not included in the Instructional Expenditure values for General Education and Special Education. As such, the sum of General Education and Special Education Instructional Expenditures does not equal the Total Expenditures.

Information about Students with Disabilities (2016-17)

Commissioner’s Regulations require reporting students with disabilities by the percent of time they are in general education classrooms and the classification rate of students with disabilities. These data are to be compared with percentages for similar districts and all public schools. The required percentages for this district are reported below.

Student Placement (Percent of Time Inside Regular Classroom)	This School District		Similar District Group (Average Need/Resource Capacity)	NY State
	Number of Students	Percent of Students	Percent of Students	Percent of Students
80% or more	138	72.3%	56.8%	58.4%
40% - 79%	7	3.7%	19.1%	11.9%
Less than 40%	31	16.2%	16.9%	19.6%
Separate Settings	14	7.3%	4.5%	5.9%
Other Settings	1	0.5%	2.7%	4.5%

The source data for the statistics in this table were reported through the Student Information Repository System (SIRS) and verified in Verification Report 5. The counts are numbers of students reported in the least restrictive environment categories for school-age programs (ages 6-21) on BEDS Day, which is the first Wednesday of the reporting year. The percentages represent the amount of time students with disabilities are in general-education classrooms, regardless of the amount and cost of special-education services they receive. Rounding of percentage values may cause them to sum to a number slightly different from 100%.

School-age Students with Disabilities Classification Rate

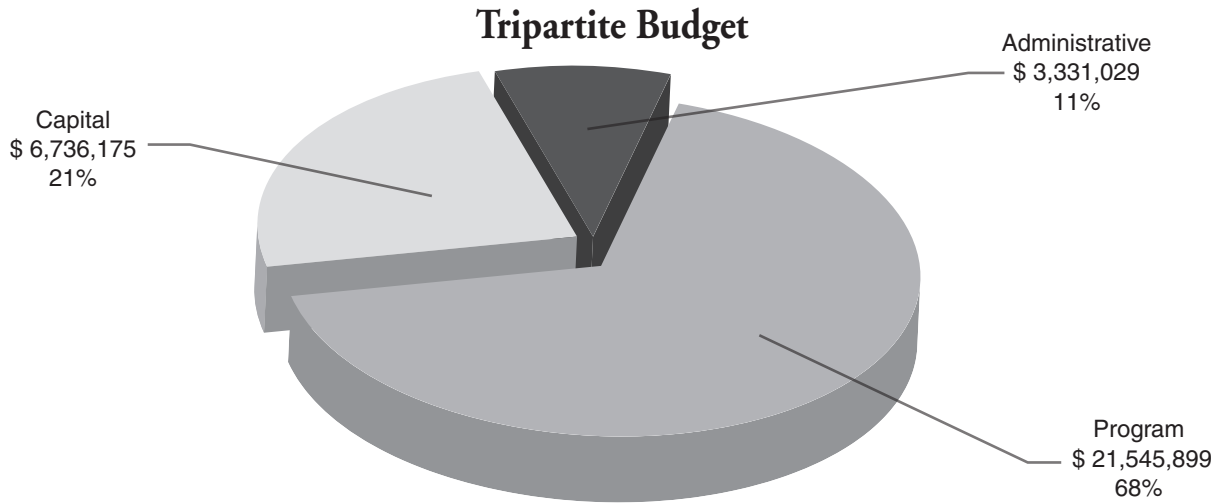
This School District	Similar District Group	NY State
14.0%	13.4%	14.9%

This rate is a ratio of the count of school-age students with disabilities (ages 4-21) to the total enrollment of all school-age students in the school district, including students who are parentally placed in nonpublic schools located in the school district. The numerator includes all school-age students for whom a district has Committee on Special Education (CSE) responsibility to ensure the provision of special-education services. The denominator includes all school-age students who reside in the district. In the case of parentally placed students in nonpublic schools, it includes the number of students who attend the nonpublic schools located in the school district. Source data are drawn from the SIRS and from the Basic Education Data System (BEDS).

Similar District Groups are identified according to the Need-to-Resource-Capacity Index. More information is available on our NRC capacity categories page.



2018-2019 General Fund Appropriations



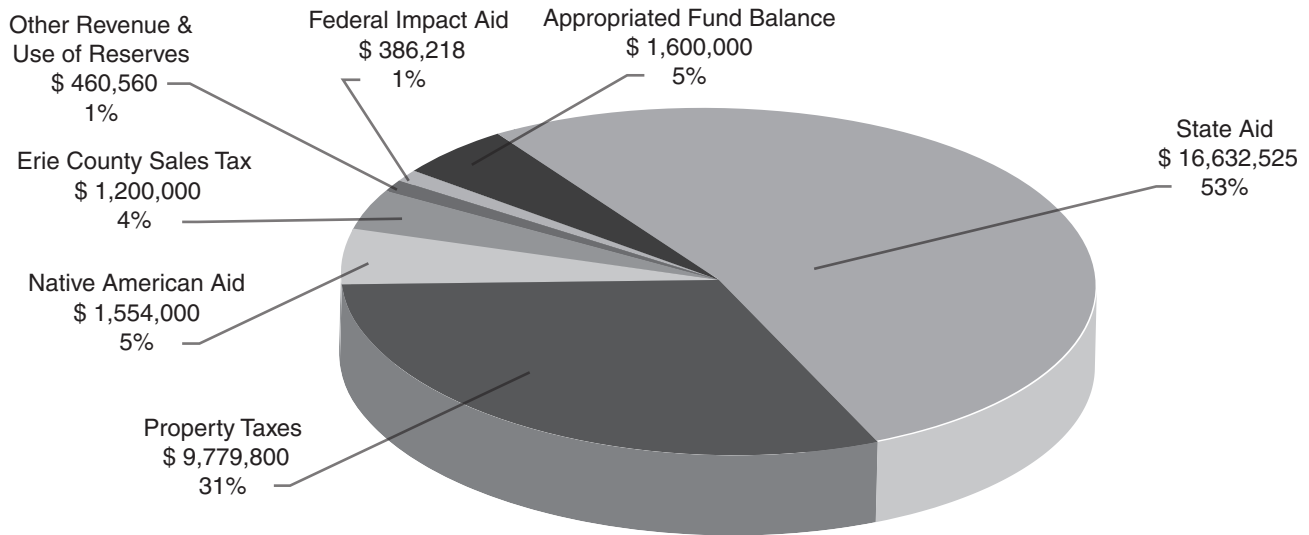
	Adopted 2017-18	Proposed 2018-19	\$ Change
Administrative Component			
Board of Education/District Clerk	\$ 18,763	\$ 19,000	\$ 237
Central Office/District Services	\$ 1,236,927	\$ 1,315,374	\$ 78,447
Legal & Personnel	\$ 107,500	\$ 111,000	\$ 3,500
Instructional Administration	\$ 1,058,338	\$ 1,115,907	\$ 57,569
Allocated Employee Benefits	\$ 690,965	\$ 769,748	\$ 78,783
	\$ 3,112,493	\$ 3,331,029	\$ 218,536
Program Component			
Instruction	\$ 9,685,460	\$ 9,882,275	\$ 196,815
Exceptional Education	\$ 4,532,184	\$ 4,663,544	\$ 131,360
Co-Curricular & Athletics	\$ 546,750	\$ 619,018	\$ 72,268
Transportation	\$ 1,266,569	\$ 1,131,494	\$ (135,075)
Allocated Employee Benefits	\$ 4,952,560	\$ 5,249,568	\$ 297,008
	\$ 20,983,523	\$ 21,545,899	\$ 562,376
Capital Component			
Operations & Maintenance	\$ 2,067,399	\$ 2,099,779	\$ 32,380
Debt Service	\$ 4,310,478	\$ 4,140,613	\$ (169,865)
Allocated Employee Benefits	\$ 456,845	\$ 495,783	\$ 38,938
	\$ 6,834,722	\$ 6,736,175	\$ (98,547)
Total Expenditures	\$ 30,930,738	\$ 31,613,103	\$ 682,365

STAR Program Information

The New York State School Tax Relief Program (STAR) provides New York homeowners with partial exemptions from school property taxes. For information on how the relief program works or how calculations are made, please contact the Town of Newstead Assessor's Office, 5 Clarence Center Road, P.O. Box 227, Akron, NY 14001 or call (716)542-4574.



2018-19 Proposed General Fund Revenues



	Adopted 2017-18	Proposed 2018-19	\$ Change
Proposed State Aid:			
Foundation Aid/General Aid	\$ 9,704,469	\$ 10,023,227	\$ 318,758
Excess Cost Aid	\$ 702,750	\$ 597,165	\$ (105,585)
BOCES	\$ 843,712	\$ 950,000	\$ 106,288
Hardware and Technology	\$ 24,386	\$ 24,628	\$ 242
Textbook, Software, Library	\$ 113,231	\$ 114,624	\$ 1,393
Transportation	\$ 1,075,000	\$ 1,194,827	\$ 119,827
Building	\$ 3,711,659	\$ 3,728,054	\$ 16,395
Total Proposed Aid	\$ 16,175,207	\$ 16,632,525	\$ 457,318
Other Revenue:			
Native American Aid	\$ 1,454,000	\$ 1,554,000	\$ 100,000
Erie County Sales Tax	\$ 1,200,000	\$ 1,200,000	\$ -
Federal Impact Aid	\$ 355,000	\$ 386,218	\$ 31,218
Other Revenues	\$ 358,950	\$ 410,560	\$ 51,610
Appropriated Fund Balance	\$ 1,600,000	\$ 1,600,000	\$ -
Use of Reserves	\$ 97,581	\$ 50,000	\$ (47,581)
	\$ 5,065,531	\$ 5,200,778	\$ 135,247
Proposed Real Property Tax Levy:	\$ 9,690,000	\$ 9,779,800	\$ 89,800
Total Proposed Revenues:	\$ 30,930,738	\$ 31,613,103	\$ 682,365

Contingent Budget Spending

Contingency budget estimates are based on Section 2023 of the Education Law. A contingent budget for Akron CSD for 2018-19 is anticipated to result in a decrease of approximately \$312,689 from the original budget of \$31,613,103.

Under a contingency budget, state law allows a school district to operate the regular instructional program, preserve the health and safety of students and staff, and protect the district's property. Districts are prohibited from spending money on items such as new equipment or nonessential maintenance projects. In addition, a district would be required to charge for public use of their facilities, except when there is no cost to the district.



SAMPLE BALLOT

PROPOSITION NO. 1: 2018-2019 BUDGET

Shall the following resolution be adopted?

RESOLVED, that the budget for the Akron Central School District (the "District") for the fiscal year commencing July 1, 2018 and ending June 30, 2019, as presented by the Board of Education, is hereby approved and adopted, and the required funds therefore are hereby appropriated, and the necessary real property taxes required shall be raised by a tax on the taxable property in the District to be levied and collected as required by law.

YES NO

Board of Education Members

Two (2) Three Year Terms and One (1) Two Year Term. The two candidates receiving the highest vote totals shall be elected for a full three-year term to commence July 1, 2018, and expire June 30, 2021, and the candidate receiving the third-highest vote total shall be elected to the term to commence upon election and to expire June 30, 2020.

Board of Education Candidates

Phillip P. Kenline

Erik M. Polkowski

ABSENTEE BALLOT APPLICATIONS AVAILABLE IN THE DISTRICT OFFICE BETWEEN THE HOURS OF 8:00AM and 3:30PM.



**Please Vote
Tuesday, May 15, 2018
12:00 Noon - 9:00 p.m.
High School Gymnasium #3
(orange gym)**

US Postage
Non-Profit
PAID
Permit #41
Akron, NY

Akron Central School
47 Bloomingdale Avenue
Akron, NY 14001

BOXHOLDER
Akron, New York 14001

Board of Education

David Penn, President
James Grant, Vice-President
Shannon Cinotti
Deborah Forrestel
Scott Kelkenberg
William Murty

Superintendent of Schools

Kevin Shanley

www.akronschools.org

District Phone Numbers

Main District Phone - 542-5010
District Office - 542-5006
Business Office - 542-5020
High School - 542-5030
HS Guidance Office - 542-5035
HS/MS Nurse - 542-5036
Middle School - 542-5040
Elementary School - 542-5050
Elementary Nurse - 542-5056
Central Registrar - 542-5039
Special Education and
Educational Services - 542-5077
Athletic Office - 542-5088
Instructional Technology - 542-5045
Building & Grounds - 542-5025
Bus Garage - 542-5026
Food Service - 542-5027
District Fax - 542-5018